

NEVADA STATE BOARD of DENTAL EXAMINERS



BOARD MEETING

NOVEMBER 3, 2017

9:00 A.M.

ADDITIONAL ITEMS

PUBLIC BOOK

**NEVADA STATE BOARD
OF DENTAL EXAMINERS**


ANNUAL REPORT

JUNE 30, 2017

**NEVADA STATE BOARD
OF DENTAL EXAMINERS**

Table of Contents

	<u>Page</u>
Management's Discussion and Analysis	1 - 3
Independent Auditor's Report	4 - 5
Financial Statements:	
Balance Sheet	6
Statement of Revenues, Expenses and Fund Balance	7
Statement of Cash Flows	8
Notes to the Financial Statements	9 - 13
Required Supplementary Information:	
Schedule of the Board's Proportionate Share of the Net Pension Liability	14
Schedule of Board's Contributions	14



MANAGEMENT'S DISCUSSION AND ANALYSIS

This section of the Nevada State Board of Dental Examiners' (Board) annual financial report presents our discussion and analysis of the Board's financial activities during the fiscal year then ended June 30, 2017. Please read it in conjunction with the Board's financial statements which begin immediately following management's discussion and analysis.

FINANCIAL HIGHLIGHTS

- The Board's assets exceeded its liabilities by \$950,744 (net assets) for the fiscal year reported. The comparison with last year shows an increase of 20% when assets exceeded liabilities by \$792,944.
- Total assets include cash, accounts receivable, prepaid expenses, and deferred outflow of resources which represents an increase of 27%.
- Total liabilities, which include deferred revenue of the Board, increased by 31% from \$1,657,641 to \$2,165,600.
- Total net assets are comprised of the following:

Unrestricted net assets of \$950,744 represent the portion available to maintain the Board's continuing obligations and operations.

- Operating expenses were \$1,168,331 during the current year.

Overview of the Financial Statements

The annual report consists of three parts - *management's discussion and analysis* (this section), the *basic financial statements* and *notes to the financial statements* which explain some of the information in the financial statements and provide more detailed data.

Board's Financial Statements

The financial report of the general fund uses a reporting method similar to those used by private-sector companies' accrual basis accounting.

The first statement of the basic financial statement is the Balance Sheet. This statement includes all of the Board's assets and liabilities with the difference reported as Fund Balance. Over time, increases or decreases in the Board's Fund Balance are an indicator of whether its financial health is improving or deteriorating, respectively.

The second statement is the Statement of Revenues, Expenses and Fund Balance which reports how the Board's Fund Balance changed during the current fiscal year. Current year revenues are the result of the recognition of previously received cash from licensing activities as well as user fees and charges, and interest income. Expenses are included regardless of when they are paid for in cash. The design of the statement of revenues, expenses and fund balance is intended to show the financial reliance of the Board's activities on revenues generated by the licensing process.

The third statement, Statement of Cash Flows, summarizes the changes in cash balances by category. These changes are derived from the collection of cash receipts and disbursement of cash payments.

The Board's financial statements reflect operations that are primarily supported by business-type activities intended to recover all or a significant portion of their costs through licensing fees and charges. Board activities include the regulation and licensing of dentists and dental hygienists.

The Board has implemented GASB Statement No. 68, *Accounting and Financial Reporting for Pensions*, as amended by GASB Statement No. 71, *Pension Transition for Contributions Made Subsequent to the Measurement Date*.

Financial Analysis of the Board as a Whole

By accumulating year-to-year financial information, changes in fund balances may be observed and used to discuss the changing financial position of the Board as a whole.

Net assets at fiscal year-end are \$950,744 which is an increase of \$157,800 from last year's net assets of \$792,944. The following table provides a summary of the Board's net assets:

	<u>Summary of Net Assets</u>			
	<u>2017</u>	<u>2016</u>	<u>Amount</u> <u>Change</u>	<u>%</u> <u>Change</u>
Current and other assets	\$ 2,876,668	\$ 2,362,150	\$ 514,518	22%
Deferred outflows	<u>239,676</u>	<u>88,435</u>	<u>151,241</u>	<u>171%</u>
Total assets and deferred outflows	<u>3,116,344</u>	<u>2,450,585</u>	<u>665,759</u>	<u>27%</u>
Current liabilities	1,469,946	1,125,881	344,065	31%
Long-term liabilities	647,372	465,513	181,859	39%
Deferred inflows	<u>48,282</u>	<u>66,247</u>	<u>(17,965)</u>	<u>(27%)</u>
Total liabilities and deferred inflows	<u>2,165,600</u>	<u>1,657,641</u>	<u>507,959</u>	<u>31%</u>
Net assets unrestricted	<u>950,744</u>	<u>792,944</u>	<u>157,800</u>	<u>20%</u>
Total net assets	<u>\$ 950,744</u>	<u>\$ 792,944</u>	<u>\$ 157,800</u>	<u>20%</u>

For the fiscal year ending June 30, 2017, the Board experienced a decrease in total revenue from \$1,382,324 in the prior year to \$1,326,131. This decrease was due in part to a decrease in reimbursed investigation costs.

Comparative data is presented below to assist in the analysis of the Board's change in net assets:

	<u>Summary of Changes in Net Assets</u>			
	<u>2017</u>	<u>2016</u>	<u>Amount</u> <u>Change</u>	<u>%</u> <u>Change</u>
Revenues	\$ <u>1,325,510</u>	\$ <u>1,381,355</u>	\$ <u>(55,845)</u>	<u>(4%)</u>
Expenses-personnel	346,153	336,278	9,875	3%
Operations	<u>822,178</u>	<u>815,774</u>	<u>6,404</u>	<u>1%</u>
Total expenses	1,168,331	1,152,052	16,279	1%
Interest income	621	969	(348)	(36%)
Change in net assets	157,800	230,272	(72,472)	(31%)
Beginning net assets	<u>792,944</u>	<u>562,672</u>	<u>230,272</u>	<u>41%</u>
Ending net assets	<u>\$ 950,744</u>	<u>\$ 792,944</u>	<u>\$ 157,800</u>	<u>20%</u>

Financial Analysis of the Board's Funds

As the Board completed the year, its general funds (as presented in the balance sheet on page 6) reported a fund balance of \$950,744 which includes applications for licensing of dentists and dental hygienists and receipt of other required fees.

Capital Assets

The Board's purchases of capital assets include computer hardware, communication equipment, and office equipment. In accordance with its charter, the Board does not maintain ownership of the assets but they immediately become the property of the State of Nevada. As such, purchases of capital assets are accounted for in the statement of revenues, expenses and fund balance under the account "Equipment". Purchases for the fiscal year ended June 30, 2017 were \$1,141.

Economic Factors and Next Year's Budgets and Rates

The Board increased its revenue budget for FY 2018 over the FY 2017 budget by 2% to better align with expected income. The Board increased wage/benefit expenses to account for the hiring of in-house legal counsel and a legal assistant. Professional fee expenses for FY 2018 have been decreased due to the transition. A new fee was added for licensing by endorsement approved by a regulation change in 2017. The board continues to maintain cost allocation and recovery for regulatory enforcement. The Board has continued to manage negotiated leases, travel expenses, collaboration with other boards for expense savings, and other cost saving measures.

The Board has maintained a modest reserve account for legal and disciplinary processing and prosecution as well as unanticipated legal contingencies. The number of investigations, informal hearings, formal hearings and prosecutions has again increased in addition to more involved litigious issues associated with the investigations and hearings and the ongoing monitoring associated with compliance in stipulation orders.

Biennial renewal for all unrestricted licensees of dentistry and dental hygiene continues. Biennial renewal requires close budgetary monitoring and accumulated funds management. For FY 2018, the Board has replaced its licensing software with a more efficient system. This system has improved the website services offered, including but not limited to, filing online applications, ongoing identity verification, in-house background checks for applicants, archival of existing file data, online renewal along with a disciplinary tracking system for monitoring all investigations and stipulation agreements, on-line jurisprudence examination for all applicants/licensees and continued development of the licensing system. Online address change capabilities are available to all licensees and has been expanded to include the purchasing of duplicate wall certificates and pocket cards. Online Board actions and malpractice claim information associated with licensees is also available with a link to the actual order of the Board describing circumstances resulting in a stipulation agreement of Order of the Board through the licensee search and verification on Board's website. Technical Bulletins noting action taken by the Board regarding unlicensed persons practicing dentistry and/or dental hygiene in the State of Nevada is available on the Board's website. Opioid resource links have been added to educate dentists and the public about pain relievers. Biennial newsletters are now being produced and mailed to all licensees. Lastly, the Board's website now contains the Board's Agendas, Minutes, and Public Materials dating back to January 1, 2012 for immediate review/download by the public or licensees. Advisory opinions issued by the Board can be reviewed and/or obtained on the Board's website as well. The Board has added the annual audits to the Board's website dating back to 2012 for the public to review. The Board has developed a Public Records Request Guide and a Public Records Request Form which may be accessed on the Board's Website.


Contacting the Board's Financial Management

This financial report is designed to provide a general overview of the Board's finances and to show the Board's accountability for the money it receives. If you have questions about this report or need additional financial information, contact Debra Shaffer-Kugel, Executive Director, Nevada State Board of Dental Examiners, at 6010 South Rainbow Boulevard, Suite A-1, Las Vegas, Nevada 89118.

**NEVADA STATE BOARD
OF DENTAL EXAMINERS**

FINANCIAL STATEMENTS

JUNE 30, 2017



INDEPENDENT AUDITOR'S REPORT

To the Board of Directors of
Nevada State Board of Dental Examiners

We have audited the accompanying financial statements of Nevada State Board of Dental Examiners (a Nevada State Agency) which comprise the balance sheet as of June 30, 2017, and the related statements of revenues, expenses, fund balances, and cash flows for the year then ended and the related notes to the financial statements.

Management's Responsibility for the Financial Statements

Management is responsible for the preparation and fair presentation of these financial statements in accordance with accounting principles generally accepted in the United States of America; this includes the design, implementation, and maintenance of internal control relevant to the preparation and fair presentation of financial statements that are free from material misstatement, whether due to fraud or error.

Auditor's Responsibility

Our responsibility is to express an opinion on these financial statements based on our audit. We conducted our audit in accordance with auditing standards generally accepted in the United States of America. Those standards require that we plan and perform the audit to obtain reasonable assurance about whether the financial statements are free of material misstatement.

An audit involves performing procedures to obtain audit evidence about the amounts and disclosures in the financial statements. The procedures selected depend on the auditor's judgment, including the assessment of the risks of material misstatement of the financial statements, whether due to fraud or error. In making those risk assessments, the auditor considers internal control relevant to the entity's preparation and fair presentation of the financial statements in order to design audit procedures that are appropriate in the circumstances, but not for the purpose of expressing an opinion on the effectiveness of the entity's internal control. Accordingly, we express no such opinion. An audit also includes evaluating the appropriateness of accounting policies used and the reasonableness of significant accounting estimates made by management, as well as evaluating the overall presentation of the financial statements.


We believe that the audit evidence we have obtained is sufficient and appropriate to provide a basis for our audit opinion.

Opinion

In our opinion, the financial statements referred to above present fairly, in all material respects, the financial position of Nevada State Board of Dental Examiners as of June 30, 2017, and the results of its operations and its cash flows for the year then ended in accordance with accounting principles generally accepted in the United States of America.

Other Matter

Our audit was conducted for the purpose of forming an opinion on the financial statements as a whole. The management's discussion and analysis information on pages 1 through 3 and the schedule of the Board's proportionate share of the net pension liability, and the schedule of Board contributions on page 14 are presented to supplement the basic financial statements. Such information although not part of the basic financial statement is required by the Governmental Accounting Standards Board, who considers it to be an essential part of financial reporting for placing the basic financial statements in an appropriate operational, economic, or historical context. We have applied certain limited procedures to the required supplementary information in accordance with auditing standards generally accepted in the United States of America, which consisted of inquiries of management about the methods of preparing the information and comparing the information for consistency with management's responses to our inquiries, the basic financial statements, and other knowledge we obtained during our audit of the basic financial statements. We do not express an opinion or provide any assurance on the information because the limited procedures do not provide us with sufficient evidence to express an opinion or provide any assurance.

A handwritten signature in cursive script that reads "Campbell Jones Cohen CPAs".

Campbell Jones Cohen CPAs

Las Vegas, Nevada
November 2, 2017

NEVADA STATE BOARD OF DENTAL EXAMINERS

BALANCE SHEET

JUNE 30, 2017

ASSETS

Current Assets:

Cash	\$	2,762,512	
Accounts receivable, net		92,895	
Prepaid expense		21,261	
Total current assets			\$ 2,876,668

Deferred Outflow of Resources:

Pensions (Note 5)		239,676
-------------------	--	---------

Total Assets and Deferred Outflow of Resources		\$ 3,116,344
---	--	---------------------

LIABILITIES AND FUND BALANCE

Current Liabilities:

Accounts payable	\$	38,260	
Accrued compensation		59,196	
Other accrued expenses		1,100	
Deferred revenue		1,371,390	
Total current liabilities			\$ 1,469,946

Long-Term Liabilities:

Net pension liability - proportionate share (Note 5)		647,372
--	--	---------

Deferred Inflow of Resources:

Pensions (Note 5)		48,282
-------------------	--	--------

Fund Balance		950,744
---------------------	--	----------------

Total Liabilities, Deferred Inflow and Fund Balance		\$ 3,116,344
--	--	---------------------

NEVADA STATE BOARD OF DENTAL EXAMINERS

STATEMENT OF REVENUES, EXPENSES AND FUND BALANCE
FOR THE YEAR ENDED JUNE 30, 2017

Revenues:

Licensing and permit fees	\$	1,221,416	
Interest income		621	
Other		17,519	
Reimbursed investigation costs		86,575	
Total revenues			\$ 1,326,131

Expenses:

Accounting	17,715	
Legal	203,528	
Rent	72,765	
Payroll	346,153	
Pension	99,594	
Equipment	1,141	
Professional fees	19,277	
Travel	9,272	
Other	398,886	
Total expenses		1,168,331

Net Excess Revenues Over Expenses 157,800

Fund Balance, Beginning 792,944

Fund Balance, Ending \$ 950,744

NEVADA STATE BOARD OF DENTAL EXAMINERS

**STATEMENT OF CASH FLOWS
FOR THE YEAR ENDED JUNE 30, 2017**

Net Excess Revenues Over Expenses		\$ 157,800
Reconciliation of Net Excess Revenues Over Expenses to Net Cash Used by Operating Activities:		
Changes in Operating Assets and Liabilities:		
Decrease in accounts receivable	\$ 39,228	
Increase in prepaid expense	(1,565)	
Increase in accounts payable	7,433	
Increase in accrued compensation	14,104	
Decrease in other accrued expenses	(30,031)	
Increase in deferred revenue	352,559	
Increase in net pension liability	181,859	
Increase in deferred outflow - pensions	(151,241)	
Decrease in deferred inflow - pensions	(17,965)	
Net cash used by operating activities	<u>394,381</u>	
Net Change in Cash		552,181
Cash, Beginning		<u>2,210,331</u>
Cash, Ending		<u><u>\$ 2,762,512</u></u>

NEVADA STATE BOARD OF DENTAL EXAMINERS

NOTES TO THE FINANCIAL STATEMENTS

NOTE 1 - SUMMARY OF SIGNIFICANT ACCOUNTING POLICIES

NATURE OF ACTIVITIES

Nevada State Board of Dental Examiners (the Board) is the licensing and regulatory agency for dentists and dental hygienists in the State of Nevada. The Board was created and is regulated by the Nevada Revised Statutes. The Board is a special revenue fund of the State of Nevada that is used to account for the proceeds of licensing fees that are legally restricted to expenditures for specified purposes. The Board is required to comply with budgeting and reporting requirements in the same manner as other state agencies.

BASIS OF ACCOUNTING

The accompanying financial statements have been prepared on the accrual basis of accounting in accordance with generally accepted accounting principles. This method provides for recognizing expenditures at the time the related liabilities are incurred, while revenues are recorded when earned, measurable and available to finance expenditures of the fiscal period.

PROPERTY AND EQUIPMENT

The property and equipment of the Board is considered to be general property and equipment of the State of Nevada and, therefore, is not reflected in this balance sheet. Equipment purchases of the Board are charged to expenditures at the time of acquisition.

STATEMENT OF CASH FLOWS

For purposes of the statement of cash flows, the Board considers all highly liquid debt instruments purchased with a maturity of three months or less to be cash equivalents.

INCOME TAXES

The Board is a public agency and is not subject to Federal Income taxes under Code Section 115(7), 1454.R.C.

DEFERRED REVENUE

By provision of statute, the Board administers its licensing registration on a biennial basis with offsetting years between the dentists and hygienists. Deferred revenue consists of license fees that are collected prior to July 1 for the ensuing year. At June 30, 2017, deferred revenue consists of one year collected fees for the hygienists and two years for the dentists. License fees are the Board's primary source of revenue.

ESTIMATES

The preparation of financial statements in conformity with generally accepted accounting principles requires management to make estimates and assumptions that affect certain reported amounts and disclosures. Accordingly, actual results could differ from those estimates.

ACCOUNTS RECEIVABLE

The Board carries its accounts receivable at cost less an allowance for doubtful accounts. On a periodic basis, the Board evaluates accounts receivable balances and establishes an allowance for doubtful accounts, based on history of past write-offs and collections. The Board considers all accounts receivable at June 30, 2017 to be collectible, with the exception of one stipulation, which has been allowed for in the amount of \$26,358. For the year ended June 30, 2017, bad debt expense totals \$34,771.

NEVADA STATE BOARD OF DENTAL EXAMINERS

NOTES TO THE FINANCIAL STATEMENTS (CONTINUED)

NOTE 1 - SUMMARY OF SIGNIFICANT ACCOUNTING POLICIES (CONTINUED)

PENSION EXPENSE

Financial reporting information pertaining to the Board's participation in the Public Employees' Retirement System (PERS) is prepared in accordance with Governmental Accounting Standards Board (GASB) Statement No. 68, *Accounting and Financial Reporting for Pensions*, as amended by GASB Statement No. 71, *Pension Transition for Contributions Made Subsequent to the Measurement Date*.

The fiduciary net position, as well as additions to and deductions from the fiduciary net position, of PERS have been determined on the same basis as they are reported by PERS. The financial statements were prepared using the accrual basis of accounting. Employer contributions are recognized when due, pursuant to formal commitments and statutory requirements. Benefits and refunds of employee contributions are recognized when due and payable in accordance with the statutes governing PERS. Expenses are recognized when the liability is incurred, regardless of when payment is made. Investments are reported at fair value on a trade date basis. The fiduciary net position is reflected in the measurement of the Board's net pension liability, deferred outflows and inflows of resources related to pensions, and pension expense.

NOTE 2 - CASH DEPOSITS IN EXCESS OF INSURED LIMITS

The Board maintains cash balances with Wells Fargo Bank. Balances are insured by the Federal Deposit Insurance Corporation up to \$250,000. Wells Fargo Bank, NA is collateralizing the balances in excess of \$250,000 as the Board is a participant in the Nevada State Treasurer's Pool Collateral Program in accordance with applicable Nevada Law. No balances are exposed at June 30, 2017.

NOTE 3 - CONTRACTS

The Board has an agreement with Horne Duarte to provide lobbying services year round. The agreement is renewed biannually and provides for a monthly fee of \$3,000 for services.

NOTE 4 - LEASE AGREEMENTS

The Nevada State Board of Dental Examiners leases office space and certain equipment under operating lease agreements with various expirations. Aggregate future minimum lease payments required on all operating leases as of June 30, 2017, are as follows:

2018	\$ 71,379
2019	72,674
2020	61,877
2021	-
	<u>\$ 205,930</u>

Rent expense for the year ended June 30, 2017 for these leases was \$72,765.

NEVADA STATE BOARD OF DENTAL EXAMINERS

NOTES TO THE FINANCIAL STATEMENTS (CONTINUED)

NOTE 5 - DEFINED BENEFIT PENSION PLAN

Plan Description. The Nevada State Board of Dental Examiners contributes to the Public Employee's Retirement System (PERS), a cost-sharing, multiple-employer defined benefit pension plan administered by the State of Nevada. PERS provides retirement and disability benefits, annual cost-of-living adjustments, and death benefits to plan members and beneficiaries. The State of Nevada issues a publicly available financial report that includes financial statements and required supplementary information of PERS. That report is available at www.nvpers.org.

Funding Policy. The Board is enrolled in the employer-pay contribution plan. In this plan, the Board is required to contribute all amounts due. The contribution requirements of plan members and the Board are established under Chapter 286 of the Nevada Revised Statutes. The Board's contribution rate for the year ended June 30, 2017 was 28.00%. The Board's contribution to PERS for the year ended June 30, 2017 was \$86,940.

Pension Liabilities, Pension Expense, and Deferred Outflows of Resources and Deferred Inflows of Resources Related to Pensions. At June 30, 2017 the Board recorded a liability of \$647,372 for their proportionate share of the net pension liability. The net pension liability for the plan in total was measured at June 30, 2016 and determined by an actuarial valuation as of that date. The Board's proportionate share of the total net pension liability was based on the ratio of our actual contributions of \$81,574 paid to PERS for the year ended June 30, 2016 relative to the actual contributions of \$1,695,705,372 from all participating employers. At June 30, 2016, the Board's proportionate share was .00481%.

For the year ended June 30, 2017, the Board recognized a pension expense of \$99,594, their proportionate share of the total pension expense.

At June 30, 2017, the Board reported deferred outflows of the resources and deferred inflows of resources from the following sources related to PERS pension benefits:

	Deferred Outflows of Resources	Deferred Inflows of Resources
Balance of Deferred Outflows and Inflows Due to:		
Differences between expected and actual experience	\$ -	\$ 43,350
Changes of assumptions	-	-
Net difference between projected and actual earnings on pension plan investments	60,182	-
Changes in proportion and differences between employer contributions and proportionate share of contributions	92,554	4,932
Employer contributions subsequent to the measurement date	<u>86,940</u>	<u>-</u>
Total	<u>\$ 239,676</u>	<u>\$ 48,282</u>

\$86,940 reported as deferred outflows of resources to pensions resulting from contributions subsequent to the measurement date will be recognized as a reduction to the net pension liability in the year ended June 30, 2018. Other amounts reported as collective deferred (inflows)/outflows of resources to be recognized in pension expense:

NEVADA STATE BOARD OF DENTAL EXAMINERS
NOTES TO THE FINANCIAL STATEMENTS (CONTINUED)

NOTE 5 - DEFINED BENEFIT PENSION PLAN (CONTINUED)

Year ending June 30:	
2018	\$ (4,988)
2019	(4,988)
2020	21,335
2021	10,319
2022	(3,973)
2023	<u>(876)</u>
	<u>\$ 16,829</u>

Actuarial Assumptions

Actuarial valuations of PERS involves estimates of the reported amount and assumptions about probability of occurrence of events far into the future. Examples include assumptions about future employment mortality and future salary increases. Amounts determined regarding the net pension liability are subject to continual revision as actual results are compared with past expectations and new estimates are made about the future. The last experience study was conducted in 2013.

Significant actuarial assumptions and other inputs used to measure the total pension liability:

Measurement Date	June 30, 2016
Valuation Date	June 30, 2016
Expected Return on Investments	8.0%
Inflation	3.5%
Total Payroll Growth	5.0% including inflation
Future Salary increases	Regular: 4.6%-9.75%; Police/Fire 5.25%-14.5%, depending on service. Rates include 3.5% inflation and productivity increase.
Consumer Price Index	3.5%
Changes in Actuarial Assumptions and Methods	There were no changes in actuarial assumptions or methods for the June 30, 2016 valuation.
Fiduciary Net Position	PERS issues a publicly available financial report that can be obtained at www.nvpers.org .
Investment Policy	The System's policies which determine the investment portfolio target asset allocation are established by the Board. The asset allocation is reviewed annually and is designed to meet the future risk and return needs of the System.

The following was the Board adopted policy target asset allocation as of June 30, 2016

<u>Asset Class</u>	<u>Target Allocation</u>	<u>Long-Term Geometric Expected Real Rate of Return*</u>
Domestic Equity	42%	5.50%
International Equity	18%	5.75%
Domestic Fixed Income	30%	0.25%
Private Markets	10%	6.80%

*As of June 30, 2016, PERS' long-term inflation assumption was 3.5%

NEVADA STATE BOARD OF DENTAL EXAMINERS

NOTES TO THE FINANCIAL STATEMENTS (CONTINUED)

NOTE 5 - DEFINED BENEFIT PENSION PLAN (CONTINUED)

Discount Rate

The discount rate used to measure the total pension liability was 8.0% as of June 30, 2016. The projection of cash flows used to determine the discount rate assumed that employee and employer contributions will be made at the rate specified in statute. Based on that assumption, the pension plan's fiduciary net position at June 30, 2016, was projected to be available to make all projected future benefit payments current active and inactive employees. Therefore, the long-term expected rate of return on pension plan investments was applied to all periods of projected benefit payments to determine the total pension liability as of June 30, 2016.

Discount Rate Sensitivity

The following presents the net pension liability of the PERS as of June 30, 2016, calculated using the discount rate of 8.0%, as well as what PERS net pension liability would be if it were calculated using a discount rate that is 1-percentage-point lower (7.0%) or 1-percentage-point higher (9.0%) than the current discount rate:

Discount Rate	1% Decrease (7.0%)	Current Rate (8.0%)	1% Increase (9.0%)
Proportionate share of the Net Pension Liability / (Asset)	\$ 948,798	\$ 647,372	\$ 396,436

NOTE 6 - COMPLIANCE WITH NEVADA REVISED STATUTES AND NEVADA ADMINISTRATIVE CODE

The Board conformed to all significant statutory constraints on its financial administration during the fiscal year.

NOTE 7 - REVIEW OF SUBSEQUENT EVENTS

The Board has evaluated subsequent events through November 2, 2017 which is the date the financial statements were available to be issued.

NEVADA STATE BOARD OF DENTAL EXAMINERS

REQUIRED SUPPLEMENTARY INFORMATION

Schedule of Proportionate Share of the Net Pension Liability and Related Ratios

Year Ended	Proportion of the Net Pension Liability (Asset)	Proportionate Share of the Net Pension Liability (Asset)	Actual Covered Member Payroll	Net Pension Liability (Asset) as a Percentage of Covered Payroll	Fund Balance as a Percentage of Total Pension Liability
6/30/2015	0.00410%	\$ 429,013	\$ 292,664	146.59%	131.15%
6/30/2016	0.00406%	\$ 465,513	\$ 309,418	150.45%	170.34%
6/30/2017	0.00481%	\$ 647,372	\$ 324,475	199.51%	151.35%

The data provided in the schedule is based as of the measurement date of PERS net pension liability, which is as of the beginning of the Board's fiscal year.

Schedule of Board's Contributions

Year Ended	Statutorily Required Contribution	Actual Employer Contributions	Excess/(Deficiency)	Contribution Excess/(Deficiency)	Actual Covered Member Payroll	Contributions as a Percentage of Covered Payroll
6/30/2013	\$ 62,011	\$ 62,011	\$ -	\$ -	262,732	23.60%
6/30/2014	\$ 62,703	\$ 62,703	\$ -	\$ -	292,664	21.42%
6/30/2015	\$ 62,350	\$ 62,350	\$ -	\$ -	309,418	20.15%
6/30/2016	\$ 86,637	\$ 81,574	\$ (5,063)	\$ (5,063)	309,418	26.36%
6/30/2017	\$ 90,853	\$ 86,940	\$ (3,913)	\$ (3,913)	324,475	26.79%

Note: These schedules are intended to show information for ten years. Additional years will be displayed as they become available.